

Fig. 1

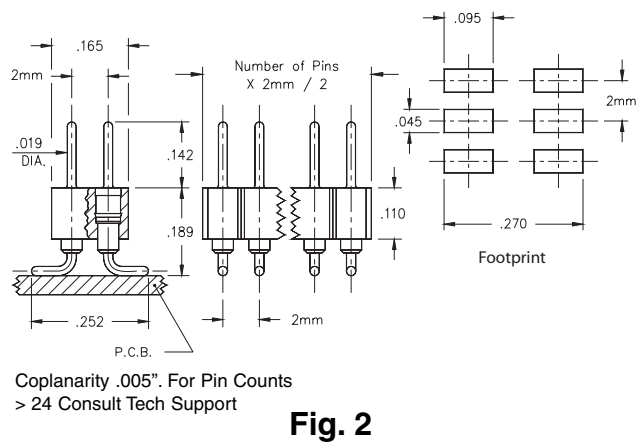


Fig. 2

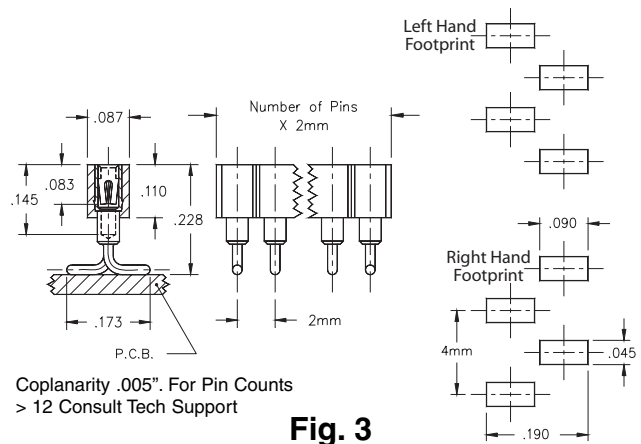


Fig. 3

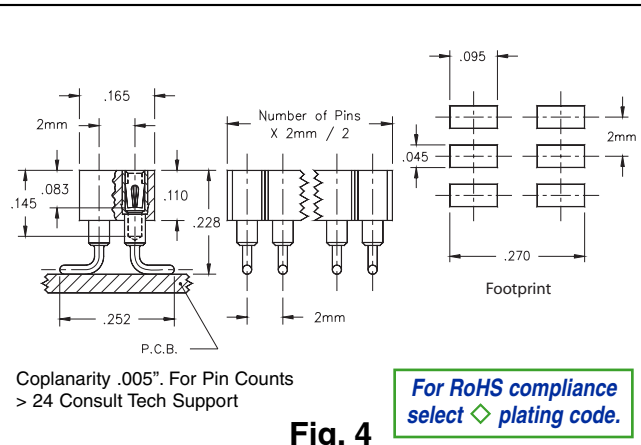
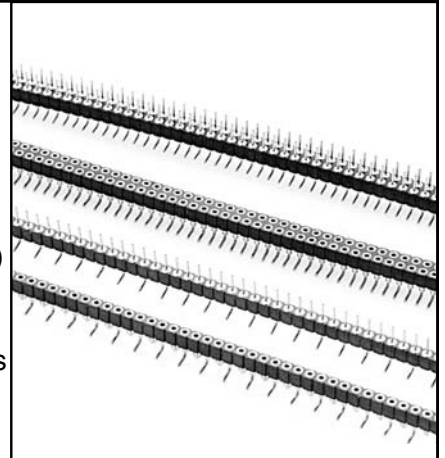


Fig. 4

For RoHS compliance select \diamond plating code.

- Headers (830 & 832) use MM# 6218 pins. See page 166 for details.
- Sockets (831 & 833) use MM# 1802 receptacles and accept pin diameters from .015-.025. See page 138 for details.



- Coplanarity .005" (Single Row max 12 pins; Double Row max 24 pins) for higher pin counts contact tech support.
- Insulators are high temp. thermoplastic.



Ordering Information

Fig. 1L	Single Row Header, Left Hand Footprint Odd or Even # of pins					
	830-XX-0__-30-001000 Specify # of pins \rightarrow 01-50					
Fig. 1R	Single Row Header, Right Hand Footprint Even # of pins					
	830-XX-0__-30-002000 Specify even # of pins \rightarrow 02-50					
Fig. 2	Double Row Header, Even # of pins					
	832-XX-__-30-001000 Specify even # of pins \rightarrow 004-100					
SPECIFY PLATING CODE XX=		10 \diamond	90	40 \diamond		
Pin Plating		10 μ " Au	200 μ " Sn/Pb	200 μ " Sn		
Fig. 3L	Single Row Socket, Left Hand Footprint Odd or Even # of pins					
	831-XX-0__-30-001000 Specify # of pins \rightarrow 01-50					
Fig. 3R	Single Row Socket, Right Hand Footprint Even # of pins					
	831-XX-0__-30-002000 Specify even # of pins \rightarrow 02-50					
Fig. 4	Double Row Socket, Even # of pins					
	833-XX-__-30-001000 Specify even # of pins \rightarrow 004-100					
SPECIFY PLATING CODE XX=		13 \diamond	93	99	43 \diamond	44 \diamond
Sleeve (Pin)		10 μ " Au	200 μ " Sn/Pb	200 μ " Sn/Pb	200 μ " Sn	200 μ " Sn
Contact (Clip)		30 μ " Au	30 μ " Au	200 μ " Sn/Pb	30 μ " Au	200 μ " Sn